



Post-completion OPT & STEM extension

(STEM major students)

International Students and Scholars Office

309 Wes Watkins Center / 405-744-5459

CAUTION

Do **NOT** complete **I-765** application on USCIS website
without the OPT recommended I-20 from the ISS office



I-765 application will be **denied** or **rejected** by USCIS
if you file without the OPT recommended I-20



What is OPT?

(Post-completion Optional Practical Training)

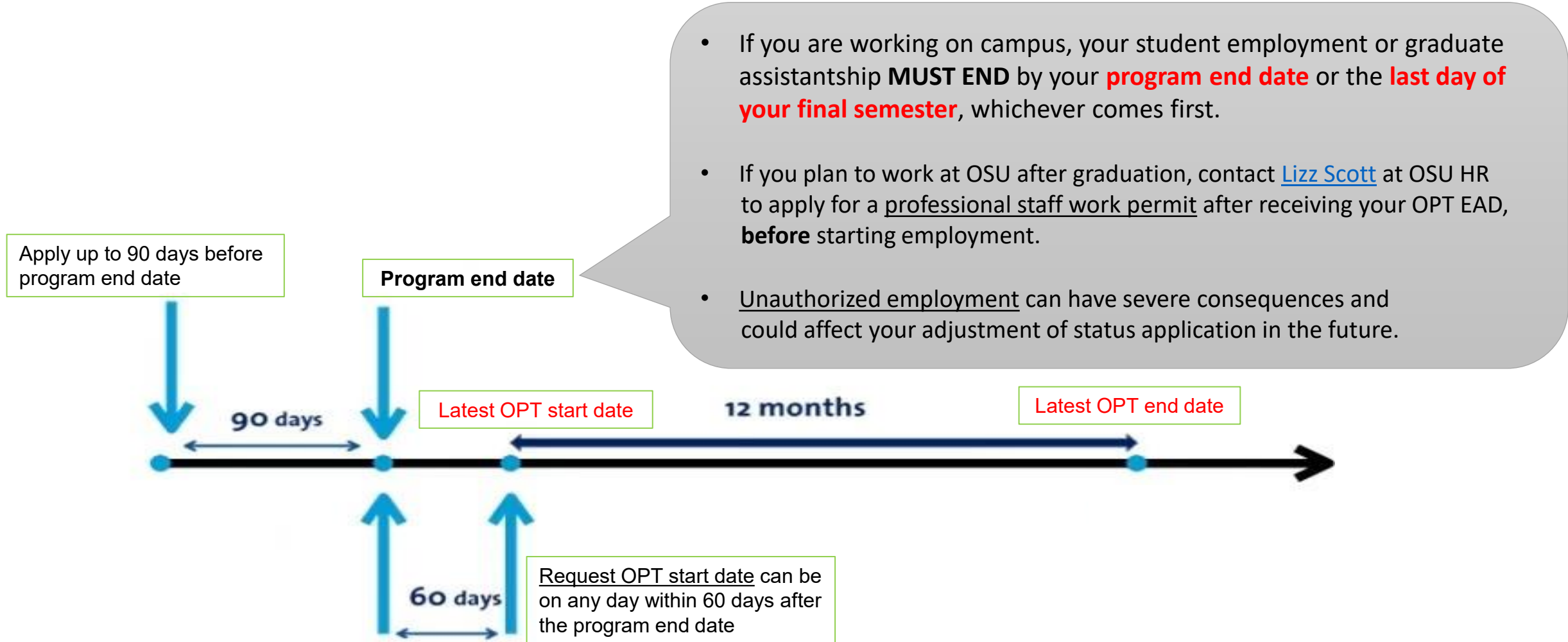
- Defined as “temporary employment for practical training **directly related** to a student’s major field of study”

Eligibility

- Post-completion OPT authorization is based on completion of coursework for F-1 students
- F-1 student in good academic standing:
 - ❑ No “I” (Incomplete) grades
 - ❑ Undergraduate GPA: 2.0 / Graduate GPA: 3.0
- Must have been lawfully enrolled on full-time basis at an SEVP approved school for **one academic year**
- F-1 student who has not been granted OPT at current educational level

(Post-completion OPT is available once after completion of **each educational level** – BS, MS, PhD)

Post-completion OPT Timeline



Post-completion OPT Application Dates

- You can start to file OPT **up to 90 days before** the end date of your degree program (last day of final semester)
- File OPT **no more than 60 days after** the end of your degree program
- Students who have a GPA requirement to graduate may choose to apply during 60-day grace period
- Students who are missing the thesis deadline during the semester may choose to wait until final grades are posted

**ISS strongly recommends waiting before you apply OPT
until you are certain that you do not need another semester**

Be cautious to pick OPT start date as changing it later during process may cause issues

Post-completion OPT Requested Dates

- **Requested OPT start date** cannot be later than **60 days** after the program end date
- **Requested OPT end date** cannot be later than **12 months** after the requested OPT start date
- If approved after the requested start date, the approved end date will be extended to reflect that (up to 14 months)
14-month limit = 60-day grace period + 12 months of OPT
- When you **choose the OPT start date**, you may consider

Job start date

USCIS processing time

ISS processing time

Personal needs

etc

Preparation for Post-completion OPT

Is this semester your final semester?

- Confirm with your academic advisor
- **Student & academic advisor** need to complete and sign the **Final Semester Verification Form**
(Graduate students – the **Graduate College** signature is also needed)

Final Semester Enrollment

- If the F-1 student needs only one course to finish the program of study, it cannot be taken through online or distance education.
- If more than one course is required to complete the program, the student must comply with the standard limitations on online education which permit no more than one online course (or three credits) to count toward a full course of study.
- If you are a graduate student with assistantship, consult the Graduate College for assistantship requirements

Caution: Under-enrollment and failure to graduate can result in loss of F1 status & OPT

Preparation for Post-completion OPT

1. Find the **OPT I-20 Request** on ISS Terra Dotta portal
2. **Must read the OPT information PDF** first and start to fill out the request
3. Must complete the **OPT quiz** with a score of 80% or above within 3 attempts
4. After passing the quiz, **complete the Packet, upload** & submit request

Options for Uploading form I-765 in the packet **for ISS to review**

- Start form I-765 on [USCIS website](#), **DRAFT it**, **download draft version** and upload it to Packet

OR

- Download [PDF version of form I-765](#) on USCIS website, fill out, and upload it to Packet

Continue to page 9 

Preparation for Post-completion OPT

5. Upon **OPT I-20 Request** submission ISS reviews and contacts you if further clarification is needed
6. ISS issues the **OPT recommended I-20** if everything looks good
 - ❖ OPT I-20 fee (\$150) will be charge to student's bursar on this step
7. Student reviews & signs the OPT I-20
8. **Student completes I-765 application & pays application fee to USCIS**

Do NOT complete the I-765 application
without the **OPT recommended I-20** from ISS office

ISS office reviews the OPT packet only to issue OPT I-20
* ISS does NOT send the application to USCIS for students *

After Receiving OPT I-20 from ISS

Option 1 - File I-765 application with USCIS **ONLINE**

- Get immediate application receipt notice
- Application fee \$470 can be paid by credit/debit card
- No delays with mailing issues
- ISS recommends the online application

OR

Option 2 - File I-765 application with USCIS **by mail**

- Traditional method with hard copy documentation
- Application fee \$520 is paid by check, money order, cashier's check, but no cash
- In case the internet fails!

Do NOT file I-765 application without OPT recommended I-20 from ISS office

Filing OPT Online

Who Can Submit the Form I-765 Online?

Initial release of online I-765 is limited to students in these categories:





(C)(3)(A) Pre-Completion OPT

(C)(3)(B) Post-Completion OPT

(C)(3)(C) STEM Extension

Other categories may submit the paper form I-765

Online Filing Benefits

-  Case status alerts and secure messages
-  See all case correspondence
-  Check your case status and update personal information
-  Upload evidence



Filing OPT Online



Resources ▼ | Sign In ▼




To file Form I-765 online, visit my.uscis.gov and create USCIS online account

Quick Tips

- The online form is the same as the paper version
- USCIS automatically saves your answers, so you can work at your own pace
- Draft forms are saved for 30 days from the last time you worked on your form
- Applicants must be in the U.S. to apply

Filing OPT Online



Filling out Form - Formats

- Photos : JPG, JPEG, or PNG
- Documents : JPG, JPEG, PDF, TIF or TIFF
- Foreign language documents must have English translation
- Maximum size : 6 MB per file
- The only characters allowed in document file names are :
English letters, numbers, spaces, periods, hyphens, underscores, parentheses
- Do NOT use special characters

Filing OPT Online

Filling out Form I-765 Applicant's Declaration / Certification & Paying application fee

- Sign digitally
- Review entire entries before paying
- After agreeing to the applicant statement, you will be directed to pay.gov
- When hit 'Continue' to pay the fee, the form will be submitted
- Once you submit the payment, you **CANNOT** make corrections
- Click on 'Go to my cases' to see your case and receipt notice

The top screenshot shows the USCIS I-765 payment selection screen. It includes the USCIS I-765 title, the Pay.gov logo, and the instruction 'Please select a payment method:'. There are two radio button options: 'I want to pay with a withdrawal from a checking or savings account (ACH)' and 'I want to pay with a debit or credit card'. The second option is selected. Below the options are logos for Visa, Mastercard, American Express, Discover, and PayPal. There are 'Cancel' and 'Continue' buttons at the bottom.

The bottom screenshot shows the 'Review and submit payment' screen. It includes the USCIS I-765 title and the instruction 'Review and submit payment'. A note states '* indicates required fields'. The screen displays the following information: Agency Tracking ID: UN/T31CK7SQ1KH, Payment Amount: \$410.00, Payment Method: Plastic Card, Account Holder Name: Lee Smith, Card Type: VISA, Card Number: *****1111, Billing Address: 20 Ninian Street, Billing Address 2: City: Springfield, Country: United States, State/Province: LA, and ZIP/Postal Code: 39248. At the bottom, there is a checkbox for 'I authorize a charge to my card account for the above amount in accordance with my card issuer agreement', which is checked. There are 'Previous', 'Cancel', and 'Continue' buttons at the bottom.

Filing OPT By Mail

List to apply for I-765 Application

- \$520 Application fee (Check or Money order)
- 2 passport style photos
- Completed and signed I-765
- Form G1145 - Electronic notification
- Signed I-20 copy with OPT Notation
- **OPT application must be filed within 30 days of date DSO recommendation**
- Copies of all previous OPT & CPT I-20s (if applicable)
- Copies of all previous EADs (if applicable)
- Copy of I-94
- Color copy of valid visa page

Filing location

Mail filers submit applications to
USCIS Chicago Lockbox at:

U.S. Postal Service (USPS):
USCIS
PO Box 805373,
Chicago, IL 60680

FedEx, UPS, and DHL deliveries:
USCIS
Attn: I-765 C03
131 South Dearborn - 3rd Floor,
Chicago, IL 60603-5517

Filing OPT By Mail

Mail filers only

Mark 'N/A' on text fields that don't apply

If a question does not apply to you, type or print **"N/A"** unless otherwise directed.

(For example, if you have never been married and the question asks, "Provide the name of your spouse", enter N/A.)

If your answer to a question which requires a numeric response is zero or none, type or print **"None"** unless otherwise directed.

(For example, "How many children do you have" or "How many times have you departed the United States".)

► **START HERE - Type or print in black ink.** Answer all questions fully and accurately. If a question does not apply to you (for example, if you have never been married and the question asks, "Provide the name of your current spouse"), type or print "N/A" unless otherwise directed. If your answer to a question which requires a numeric response is zero or none (for example, "How many children do you have" or "How many times have you departed the United States"), type or print "None" unless otherwise directed.

Part 1. Reason for Applying

I am applying for (select **only one** box):

- 1.a. ☒ Initial permission to accept employment.
- 1.b. ☐ Replacement of lost, stolen, or damaged employment authorization document, or correction of my employment authorization document **NOT DUE** to U.S. Citizenship and Immigration Services (USCIS) error.
- NOTE:** Replacement (correction) of an employment authorization document due to USCIS error does not require a new Form I-765 and filing fee. Refer to **Replacement for Card Error** in the **What is the Filing Fee** section of the Form I-765 Instructions for further details.
- 1.c. ☐ Renewal of my permission to accept employment. (Attach a copy of your previous employment authorization document.)

Part 2. Information About You

Your Full Legal Name

- 1.a. Family Name (Last Name)
- 1.b. Given Name (First Name)
- 1.c. Middle Name

Other Names Used

Provide all other names you have ever used, including aliases, maiden name, and nicknames. If you need extra space to complete this section, use the space provided in **Part 6**.

Additional Information.

- 2.a. Family Name (Last Name)
- 2.b. Given Name (First Name)
- 2.c. Middle Name
- 3.a. Family Name (Last Name)
- 3.b. Given Name (First Name)
- 3.c. Middle Name
- 4.a. Family Name (Last Name)
- 4.b. Given Name (First Name)
- 4.c. Middle Name

ISS **does NOT recommend** to enter 'N/A' under Middle Name. USCIS might mistakenly use NA as your middle name on your EAD.
If you do not have a middle name, leave it blank.

Filing OPT - Address

Both for mail & online filers

Highly recommend: **Use the ISS Address as Mailing Address** on I-765 to avoid mailing complications

Part 2. Information About You (continued)

Your U.S. Mailing Address [\(USPS ZIP Code Lookup\)](#)

5.a. In Care Of Name (if any)

5.b. Street Number and Name

5.c. ☐ Apt. ☐ Ste. ☐ Flr.

5.d. City or Town

5.e. State 5.f. ZIP Code

6. Is your current mailing address the same as your physical address?
☐ Yes ☒ No

NOTE: If you answered “No” to **Item Number 6.**, provide your physical address below.

- ISS address:
309 Wes Watkins Center, Stillwater, Oklahoma, 74078
- If you use ISS address on Mailing address, also enter your own address on physical address section

Filing OPT – Additional Information

Both for mail & online filers

Additional Information section (Page 7, Part 6 on I-765 Form) – Enter Previous OPT, CPT & SEVIS ID# if applicable

Part 6. Additional Information

If you need extra space to provide any additional information within this application, use the space below. If you need more space, what is provided, you may make copies of this page and file with this application or attach a separate sheet. Type or print your name and A-Number (if any) on each sheet; indicate the Page Number, Part Number, and Item Number to which your answer refers; and date each sheet.

1.a. Family Name (Last Name)

1.b. Given Name (First Name)

1.c. Middle Name

2. A-Number (if any) ▶ A-

3.a. Page Number 3.b. Part Number 3.c. Item Number

3.d. Current SEVIS ID# N00012345678.

Master's degree;

Previous CPT:

Full-time 05/20/2017 - 08/15/2017

4.a. Page Number 4.b. Part Number 4.c. Item Number

4.d. Previous SEVIS ID# N00222333555.

Bachelor of Science

Previous CPT:

Full-time: 05/14/2015-08/15/2015

Previous OPT:

Post-Completion: 05/21/2016-08/20/2017

Filing OPT – Additional Information

Both for mail & online filers - Photos

USCIS will No Longer Accept **Self-Submitted Photos**, and **Limits Reuse of Photos**

- On December 12, 2025 USCIS announced that it has updated policy on photographs used in connection with immigration benefit requests, by no longer accepting self-submitted photos and limiting the circumstances in which even USCIS-taken photos may be reused in benefit requests.

- [Form I-765 instructions](#) already describe the mechanics of ASC (Application Support Center) appointments - page17:

"Biometric Services Appointment. USCIS may require that you appear for an interview or provide biometrics (fingerprints, photograph, and/or signature) at any time to verify your identity, obtain additional information, and conduct background and security checks, including a check of criminal history records maintained by the Federal Bureau of Investigation (FBI), before making a decision on your application or petition. After USCIS receives your application and ensures it is complete, we will inform you in writing if you need to attend a biometric services appointment. If an appointment is necessary, the notice will provide you the location of your local or designated USCIS Application Support Center (ASC) and the date and time of your appointment..."

Read:

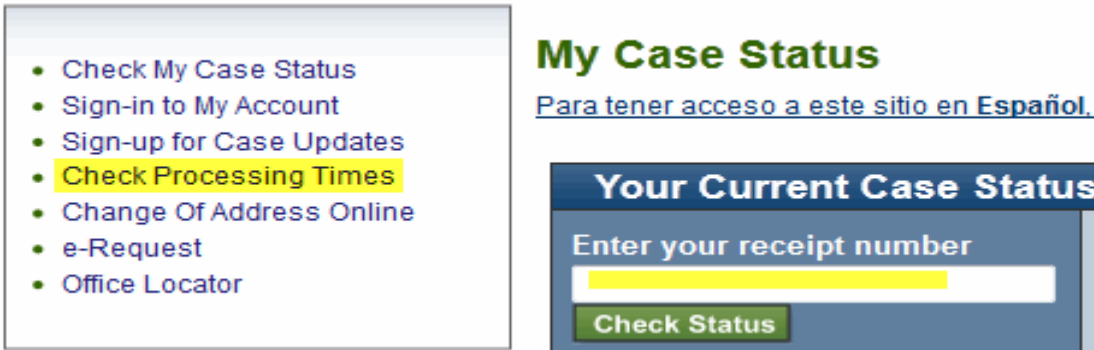
- [New Photo Policy Helps Prevent Immigration Fraud Through Enhanced Identity Verification](#): USCIS News Alert, December 12, 2025.
- [USCIS Policy Alert PA-2025-29](#): Photograph Reuse for Identity Documents, December 12, 2025
- [USCIS Policy Manual 1 USCIS-PM C.2](#): USCIS Policy Manual, Volume 1: General Policies and Procedures, Part C, Biometrics Collection and Security Checks, Chapter 2, Biometrics Collection

How to Track the OPT Application

Mail filers only

Online tracking after obtaining **OPT receipt number**

1. Go to USCIS.gov
2. Find USCIS Case Status Service Online
3. Check processing times – 90 days or more



The screenshot shows the USCIS Case Status Service Online interface. On the left, a list of services is displayed, with 'Check Processing Times' highlighted in yellow. On the right, the 'My Case Status' section is visible, featuring a link to the Spanish version of the site and a form titled 'Your Current Case Status'. The form includes a text input field for the receipt number and a 'Check Status' button.

- Check My Case Status
- Sign-in to My Account
- Sign-up for Case Updates
- Check Processing Times
- Change Of Address Online
- e-Request
- Office Locator

My Case Status
[Para tener acceso a este sitio en Español.](#)


Your Current Case Status
Enter your receipt number

Check Status

USCIS National Contact Center
1-800-375-5283

EAD - Employment Authorization Document

- USCIS authorizes employment with the approval of EAD
Average processing time for I-765 of C3 categories is **4.5 Months** - [Case Processing Times](#)
- I-765 receipt does **NOT** authorize employment
- Only the EAD card authorizes employment
- **Official dates of employment authorization** are verified on the **EAD**
- Start working after receiving the EAD



EAD - Employment Authorization Document

UNITED STATES OF AMERICA EMPLOYMENT AUTHORIZATION CARD

Surname [Redacted]
Given Name [Redacted]
USCIS# [Redacted] Category Card# C03B [Redacted]
Country of Birth India
Terms and Conditions
Student: Post-Completion Opt
Date of Birth [Redacted] Sex F
Valid From: 06/05/17
Card Expires: 06/04/18
NOT VALID FOR REENTRY TO U.S.

Photo

Signature Waived

fingerprint not available

Do NOT
start employment before
Start Date
indicated on **EAD**

Documents needed for international travel during OPT

- Valid passport & F1 visa
- Recently endorsed I-20
- Valid EAD card
- Job offer letter

Limit your time outside of the U.S.

If you plan to work at **OSU** while on OPT, you must contact [Lizz Scott](#) at OSU HR to apply for a professional staff work permit after receiving your OPT EAD card, **before** starting employment.
elizabeth.scott@okstate.edu

EAD - Delivery Procedure

- If you entered ISS as your mailing address



ISS will **notify by email** (iss@okstate.edu) upon ISS receipt of EAD



You can either

1. **Pick up** EAD in person at ISS office or
2. **Order eShip** for **delivery** by express mail only (FedEx, UPS, DHL)

[E-Ship](#)

Create account, enter your name, CWID, & request packet from ISS office as sender

OPT Reporting Requirements

SEVP (Student and Exchange Visitor Program) portal

- SEVP sends the **portal activation link** to you on or after your OPT start date
- SEVP email comes **from:** do-not-reply.sevp@ice.dhs.gov
to: your email registered on SEVIS system
 - If you are not sure which email address you have on SEVIS or want to change it, contact ISS iss@okstate.edu
 - Be sure SEVIS has the correct email address at the time of OPT application
- It is the **student's responsibility** to report any employment (including volunteering) or personal information changes through **SEVP** (only students have access)

OPT Reporting Requirements

- **SEVP Portal** allows F-1 students to **report** information directly to fulfill legal reporting requirements
- Report any employment or other changes **within 10 days**
- SEVP Portal allows you to :
 - View your post-completion OPT status
 - Report changes – address, phone, & employer information
 - View & update your employment

[SEVP portal User Guide](#)

SEVP Response Center

SEVP@ice.dhs.gov

OPT Reporting Requirements

Adding Employer – via SEVP Portal

- **Relation to Field of Study:**
Explain how employment is related to your field of study
Example: "I studied Management Information Systems and now work for a Software company using data mining, analytics, big data skills, and programming languages (hadoop, SAS) which is knowledge gained during my **MS / PHD** study."
- Watch out for character limits

The screenshot displays a two-column form for adding an employer. The left column contains fields for:
- **Self Employed:** A checkbox.
- **Employer Name:** A required text field with a red border and a red 'Required' label.
- **Employer Address:** A required text field with a red border and a red 'Required' label.
- **Address 2:** An optional text field with a red border and an 'Optional' label.
- **City:** A text field with a red border.
- **State:** A dropdown menu with a red border.
- **Zip Code:** A text field with a red border.
The right column contains fields for:
- **Job Title:** A text field with a red border.
- **Full/Part-time:** A required dropdown menu with a red border and a red 'Required' label.
- **Employment Start Date:** A required date field with a red border and a red 'Required' label.
- **Employment End Date:** A date field with a red border.
- **Relation to Field of Study:** A required text area with a red border and a red 'Required' label.
At the bottom of the right column are two buttons: a red 'Delete Employer' button and a blue 'Add Employer' button.

OPT Reporting Requirements

Adding the Employer – via the ISS Webpage

- Use the ISS link if you have problems with the SEVP Portal

- [ISS reporting link](#)

- [ISS website](#) -> Forms -> F1 Students -> OPT / STEM OPT
OPT / STEM OPT

[Apply for OPT](#)

[OPT-STEM Extension / OPT-STEM Reports](#)

[12-month Post-Completion OPT Employment Update Form](#)

- Keep all documentation of your OPT employment
(You may be asked to provide proof showing your employment is related to your field of study in the future)

OPT Employment

- **Report any employment** (including volunteering) in the SEVP portal **within 10 days** of changes
[ISS OPT employment update form](#) is also available on ISS website in case the SEVP portal has issues
- Students must work(paid) or volunteer in their **field of study** with their current degree
- Students must work **at least 20 hours per week** to be considered employed
- Keep records & report employment / volunteer work
- Find more information
 - [Study in the States](#)
 - [DHS – Policy Guidance](#)
 - [ISS website](#)

OPT Employment

Employment Types

- **Regular paid employment** (multiple employers are allowed)
- **Short-term multiple employers** (gigs)
- **Work for hire** – 1099 employment (contractual relationship)
- **Self-Employed** – prove proper licenses
- **Agency or consulting firm** (Caution - employee & employer relationship)
- **Volunteers or unpaid internships** in your field of study
(Post-completion OPT only – [not available for STEM OPT extension](#))

OPT Employment

Volunteering & Unpaid Internships

- Student may work as a volunteer or unpaid intern in their [field of study](#), where this practice does not violate labor laws
- At least **20 hours** per week
- Be able to provide evidence acquired from employer (ISS does not need verification)
- Must not violate any labor laws - [Dept of Labor Fact Sheet](#) #71: Internship Programs Under Fair Labor Standards Act

OPT Employment

Volunteering & Unpaid Internships

Recommended information to include in an offer letter for the volunteer position

- ✓ Job start date / End date
- ✓ If the job is full-time or part time
- ✓ If the job is paid or unpaid (Clarify volunteership)
- ✓ Company letter head & address
- ✓ Supervisor's information (first & last name, email, phone number)
- ✓ Position title
- ✓ List of works you will be performing
- ✓ Where the job is located (physical location or remote)
- ✓ Issued date
- ✓ Signature from company represent / supervisor
- ✓ EIN (Employment Identification Number / if applicable)

OPT Employment

Unemployment Period

Total **unemployment period** under Post-completion OPT
90 cumulative days

- **Consequences of exceeding unemployment period**

⇒ **SEVIS record** might be **terminated** by system automatically or by DHS manually

- Prior to reaching the **limit of allowed unemployment**, prepare to:
 - Transfer out
 - Change educational level
 - Complete change of status
 - Depart the U.S.

Social Security Card

If you already have the Social Security card (SSN) issued by the Social Security Administration (SSA), skip to the next slide

If the Social Security Administration (SSA) has never issued the Social Security card to you, you may request one **directly to a SSA office.**

You can Request a Social Security Number after receiving your EAD card. Please note that the Social Security Administration will not allow you to apply for the SSN until on or after the start date on the EAD.

Request a Social Security number

- Instruction for SSN Application: [SS5 - FS.pdf](#)
- SSN Checklist: [SSN Checklist.pdf](#)
- Information about SSN for International Students: [International Students and Social Security Numbers](#)
- [Social Security Office Locator](#)

ISS OPT Fees

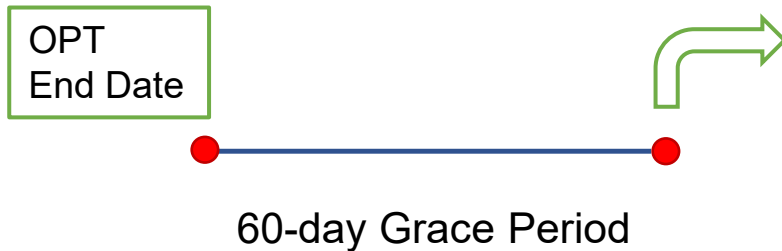
In an effort to increase support services for OSU international students and alumni the ISS would like to announce the following fees. These fees will be implemented for the Fall 2025 semester starting August 18, 2025.

- **\$150 F-1 Optional Practical Training Fee** per application
- **\$300 F-1 STEM Optional Practical Training Fee** per application

This will be charged to student's bursar account when OPT or STEM OPT I-20 is issued.

After OPT Completion

You have a **60-day grace period** following your OPT end date



You must choose one of following :

- **Depart the U.S.** by end of 60-day grace period
- **Change educational level** at OSU for different degree
- **Transfer out** to another school and start new program
(new program must start no later than 5 months from OPT end date)
- Complete **change of status**

USCIS Premium Processing - optional

- **Form I-907, [Request for Premium Processing Service](#)** is available to F-1 students
 - Initially filing Form I-765
 - Already have a pending I-765 and wish to request a premium processing upgrade

[USCIS – Premium Processing Information](#)

- **Fees: [USCIS to Increase Premium Processing Fees](#)**
 - Current: \$1,685
 - Effective on March 1, 2026: \$1,780

FAQs

- Q. Do I need to provide a completed and signed form I-765 to ISS if I am applying online?
A. Yes, ISS needs the information to issue your OPT I-20.
- Q. Do I need to send my dependent(s)' F-2 I-20(s) along with my OPT application to the USCIS?
A. No, Just the F-1's OPT I-20 will be needed.
- Q. How do I prove that OSU is a SEVP certified institution?
A. Your I-20 page 1 indicates OSU's certification and SEVIS school code.
- Q. Do I need to have an SSN before applying for OPT?
A: No, You may refer to the [I-765 official instructions](#), especially regarding page 2, part 2, items 13.a.-17.b.
- Q: Can I travel internationally after applying for OPT?
A: We do not recommend travelling internationally prior to receiving the EAD unless there is a compelling reason.



STEM OPT extension

(Science, Technology, Engineering, Mathematics)

International Students and Scholars Office

309 Wes Watkins Center / 405-744-5459

STEM OPT

What is OPT STEM Extension?

- Work authorization allows up to 24 additional months for F1 students in STEM fields
- Start after 12-month post-completion OPT

USCIS Webpage for STEM OPT

Eligibility
Application steps
Reporting requirements
Etc.

STEM OPT - Eligibility

- Must be in **active post-completion OPT status** with BS, MS, or PhD degree listed on DHS STEM Designated Degree Program List
- Must have **current** or **previous** degree in **eligible STEM major** from U.S. SEVP certified institution of higher education
- Check STEM eligible **CIP code**: [DHS STEM Designated Degree Program List](#)
- Must have **full-time** job offer for **paid employment** from **E-Verified employer** who is willing & able to meet **STEM OPT reporting requirements**
- STEM OPT is available for **two times** in lifetime
- Must not have used STEM extension either at current or higher education level

STEM OPT - Eligibility

Employer – Employee Relationship

- Must have **bona-fide** employer-employee experience
- **No volunteer** positions
- Start up businesses & self-employment **do not** qualify for STEM-OPT extension option

Previously Obtained STEM Degrees

If you apply STEM OPT with your most current degree, skip to the next slide

- F1 student participating in post-completion OPT based on non-STEM degree can [use prior STEM-OPT qualified degree](#) for STEM OPT application
- If you have STEM-OPT eligible prior degree and your application is based on the prior degree, check “yes” on question “**Based on prior degree?**” on I-983, page 1
- Employment must be related to previous STEM degree
- Degree must be received **within 10 years**
- Student must send official transcript of prior degree to ISS to verify

STEM OPT - Employment

Unemployment Period

- Unemployment days – additional 60 cumulative days (including weekends & holidays)
- Total unemployment days accrues for
Post-completion OPT (90) + STEM OPT extension (60) = **150 days**
- Must **report** termination of employment within 10 days of event
- Inquire to ISS for remaining unemployment days

STEM OPT - Filing Parameters

- Must file STEM OPT within 90 days of current OPT expiration date but may **NOT** apply after current OPT expiration date
- Student and employer must complete and sign **Form I-983** (Training Plan for STEM OPT Students) together. Then the student must submit to ISS. The job offer must be full-time and paid job.
- Check [official I-983 guidelines](#)
- Check [I-983 Form overview](#)
- USCIS must receive application **within 60 days of STEM OPT I-20 issuance**

If you file your STEM OPT extension application on time and your OPT period expires while your extension application is pending, [USCIS will automatically extend your employment authorization for 180 days](#).

This automatic 180-day extension ceases once USCIS adjudicates your STEM OPT extension application.

[USCIS website](#)

Filing OPT By Mail

List to apply for I-765 Application

- Application fee \$520 - Check or Money order
- 2 passport style photos
- **Completed I-765 – Item #27 (C) (3) (C)**
- Form G1145 - Electronic notification (Mail filers only)
- I-20 copy with STEM OPT Notation
 - * OPT application must be filed within **60 days** of date DSO enters recommendation for STEM OPT in SEVIS
- Copies of all previous I-20s for OPT & CPT
- Copy of EADs
- Copy of I-94
- Colored copy of Valid page
- [Copy of official transcript or diploma](#) - showing completion of degree

Filing location

Mail filers submit applications to USCIS Chicago Lockbox at:

U.S. Postal Service (USPS):
USCIS
PO Box 805373,
Chicago, IL 60680

FedEx, UPS, and DHL deliveries:
USCIS
Attn: I-765 C03
131 South Dearborn - 3rd Floor,
Chicago, IL 60603-5517

Filing OPT By Mail

Previous OPT, CPT & SEVIS ID# on I-765 Form - Page 7, Part 6

Part 6. Additional Information

If you need extra space to provide any additional information within this application, use the space below. If you need more space than what is provided, you may make copies of this page to complete and file with this application or attach a separate sheet of paper. Type or print your name and A-Number (if any) at the top of each sheet; indicate the **Page Number**, **Part Number**, and **Item Number** to which your answer refers; and sign and date each sheet.

1.a. Family Name (Last Name)

1.b. Given Name (First Name)

1.c. Middle Name

2. A-Number (if any) ▶ A-

3.a. Page Number 3.b. Part Number 3.c. Item Number

3.d. Current SEVIS ID# N00012345678.
Master's degree;
Previous CPT:
Full-time 05/20/2017 - 08/15/2017

4.a. Page Number 4.b. Part Number 4.c. Item Number

4.d. Previous SEVIS ID# N00222333555.
Bachelor of Science
Previous CPT:
Full-time: 05/14/2015-08/15/2015
Previous OPT:
Post-Completion: 05/21/2016-08/20/2017

SAMPLE

STEM OPT – Reporting requirement

In SEVP portal, STEM OPT **students are unable to add new employer or change start date of new employer** due to Form I-983 (Training plan) requirement

- For **new employment**: [STEM OPT Change of Employment Report](#)
⇒ Submit **new I-983 to ISS (DSO)** **within 10 days** of new employment start date
- For **leaving employment (end date changes)**: [STEM OPT Final/24 month Report](#)
⇒ Submit **Final Evaluation on Student Progress** (page 5 of I-983) **to ISS (DSO)** **within 10 days** of job end date

[STEM OPT Report forms](#) are available on ISS website

STEM OPT – Reporting requirement

- **Changes in employment status**
Termination / Resignation / Departure
- For **Material changes** on Form I-983
 - ➔ **Submit updated I-983 to ISS (DSO) within 10 days** of any material changes :
 - Change in employer's EIN or name
 - Compensation and reduction of work benefits
 - Significant decrease in work hours per week
 - Changes in learning objectives or employer's commitment

[STEM OPT Report forms](#) are available on ISS website

STEM OPT – Reporting requirement

Reporting on SEVP portal

- You will **not** be able to change read-only portions
- **Must** go through **ISS (DSO)** to report **new employment** with **completed & signed Form I-983**
ISS form: [STEM OPT Change of Employment Report Form I-983](#)
- You **cannot edit** employer information to work for another employer - You must add a new one
- SEVIS will push updates into SEVP portal (within a few days)

STEM OPT – Reporting requirement

Regular Participation Reporting - Every 6 month

OPT STEM REPORTING REMINDER FROM SEVP PORTAL

SEVP Portal will provide you
with reminders of when you
are expected to report.

example of
reminder email

Your STEM OPT Reporting Deadlines

While on STEM OPT, you must give your designated school official (DSO):

1. Validation reports to confirm that your address and employer information in SEVIS is correct. These are due every six months.
2. Two Evaluations of Student Progress (page 5 of the Form I-983). These are due:
 - a. 12 months after your STEM OPT starts and
 - b. 24 months after your STEM OPT starts.
3. Evaluation of Student Progress (page 5 of the Form I-983) when you stop working for a STEM employer before your STEM OPT authorization ends. These are due within 10 days after you stop working for the employer.

Your reporting deadlines:

Date	What is Due?
Feb 9 2019	Validation report for address and employer information
Aug 9 2019	Validation report for address and employer information Evaluation of Student Progress (page 5 of Form I-983)
Feb 9 2020	Validation report for address and employer information
Aug 9 2020	Validation report for address and employer information Evaluation of Student Progress (page 5 of Form I-983)

Missing these deadlines may affect the state of your SEVIS record.

For more information, go to the STEM OPT Hub (<https://studyinthestates.dhs.gov/stem-opt-hub>) pages on the Study in the States website.

STEM OPT – Reporting requirement

Regular Participation Reporting - Every 6 month

- 6 & 18 month Participation Report

Student is responsible for **reporting** following information to ISS

- ✓ Legal name
- ✓ Current address
- ✓ Name and address of current employer
- ✓ Job title
- ✓ Supervisor information
- ✓ End date of employment


Submit 6 & 18 month participation report to ISS through ISS website

STEM OPT – Reporting requirement

Regular Participation Reporting - Every 6 month

I-983 Form, Page 5

- **12 month STEM OPT report**
Must report with completed & signed
Evaluation on Student Progress
- **Final or 24 month STEM OPT report**
Must report with completed & signed
Final Evaluation on Student Progress
- Keep copies of the evaluations for your record



EVALUATION ON STUDENT PROGRESS	
Provide a self-evaluation of your performance, using the measures previously identified, in applying and acquiring new knowledge, skills, and competencies identified in the Training Plan for STEM OPT Students. Discuss accomplishments, successful projects, overall contributions, etc., during this review period. Address whether there are any modifications to the objectives and goals for projects, or new areas for skill and competency development.	
Range of Evaluation Dates: From (mm-dd-yyyy):	To (mm-dd-yyyy):
Signature of Student (Sign in ink): _____	
Printed Name of Student: _____	Date (mm-dd-yyyy): _____
Signature of Employer Official with Signatory Authority (Sign in ink): _____	
Printed Name of Employer Official with Signatory Authority: _____	Date (mm-dd-yyyy): _____

FINAL EVALUATION ON STUDENT PROGRESS	
Provide a self-evaluation of your performance, using the measures previously identified, in applying and acquiring new knowledge, skills, and competencies identified in the Training Plan for STEM OPT Students. Discuss accomplishments, successful projects, overall contributions, etc., during this review period. Address whether there are any modifications to the objectives and goals for projects, or new areas for skill and competency development.	
Range of Evaluation Dates: From (mm-dd-yyyy):	To (mm-dd-yyyy):
Signature of Student (Sign in ink): _____	
Printed Name of Student: _____	Date (mm-dd-yyyy): _____
Signature of Employer Official with Signatory Authority (Sign in ink): _____	
Printed Name of Employer Official with Signatory Authority: _____	Date (mm-dd-yyyy): _____

Submit **12 & Final or 24 month participation report** to ISS through ISS website

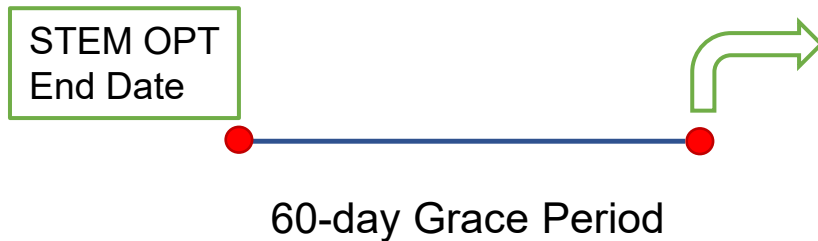
STEM OPT – EAD delivery

- Use **your own physical address** as mailing address on I-765 form
- Do **NOT** move after filing I-765 application for STEM OPT
If you must move, use ISS address as mailing address on I-765 **to avoid mailing complications** and inform ISS
- USCIS mailing is not forwarded to another address
- If EAD is not delivered successfully, it will be returned to USCIS
- If you must change your address after filing, contact
USCIS National Customer Service number : (800) 375-5283

There is risk in changing your address after filing I-765 application

After STEM OPT Completion

You have a **60-day grace period** following your STEM OPT end date



You must choose one of following :

- **Depart the U.S.** by end of 60 days
- **Change educational level** at OSU for different degree
- **Transfer out** to another university and start new program
(no later than 5 months from STEM OPT end date)
- Complete **change of status**

USCIS Premium Processing - optional

- **Form I-907, [Request for Premium Processing Service](#)** is available to F-1 students
 - Initially filing Form I-765
 - Already have a pending I-765 and wish to request a premium processing upgrade
 - Applying for I-765 renewal (STEM OPT extension)

[USCIS – Premium Processing Information](#)

- **Fees: [USCIS to Increase Premium Processing Fees](#)**
 - Current: \$1,685
 - Effective on March 1, 2026: \$1,780

Enter this code on the
OPT quiz - Question #1

2026

International Students & Scholars Office

O | 405.744.5459

E | iss@okstate.edu

A | 309 Wes Watkins Center, Stillwater OK 74078

iss.okstate.edu

